



passive fire protection and insulation

Suppliers of passive fire products,
acoustic and specialist insulation
Manufacturers of the Safire® Fire Stopping Range

Uniclass	EPIC
CI/SIB	

Safire® Intumescent Fire Sleeves Pipe Fire Sleeves



120
mins

Safire Intumescent Pipe Sleeves are a cost effective product for the stopping of pipe penetrations e.g. plumbing pipes and metallic pipes, whilst maintaining similar thermal and acoustic properties as standard mineral fibre insulation.

These properties ensure compliance with Water Bye-laws and Building Regulations for cold and hot water pipes and heating systems.

- Suitable for use through wide range of partition walls & floors
- Can be fitted flush to wall
- Simple installation without special tools
- 2 hr fire rating to BS 476
- Maintains thermal insulation of the pipe through penetration
- Excellent acoustic insulation
- Maintains vapour seal of existing insulation
- Allows for thermal movement of the pipe
- Suits wide range of copper, mild steel and plastic pipes



SAFIRE a brand of Fireus Ltd.

Fireus Ltd.

Unit 6 Thetis Road, Lune Industrial Estate, Lancaster, LA1 5QP

Tel. 01524 388898 | Fax. 01524 383724 | Email. info@fireus.co.uk | Web. www.fireus.co.uk

Safire® Intumescent Fire Sleeves

Pipe Fire Sleeves

120
mins

APPLICATIONS

For the stopping of pipe penetrations, e.g. plumbing pipes and metallic pipes, while maintaining similar thermal and acoustic properties as standard mineral fibre insulation.

In a fire situation the sleeve expands to fill the available space between the pipe and the penetration. In the case of plastic pipes the sleeve will crush and close off the pipe forming a solid char and preventing the passage of fire and smoke to the adjacent compartment.

SIZES

Fittings available to fit all popular sizes of pipe from:

15mm to 160mm diameter

Sleeve wall thickness typically 25mm

TEST DATA

NHBC type Approval No. 0001/-/2004

Fire Test Assessment No. Chilt/A03187/Chiltern International

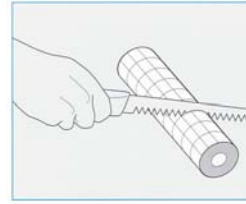


Fire sleeve fitted into wall

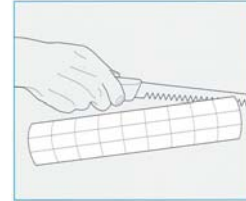


Clean wall solution

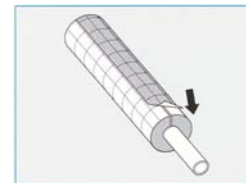
INSTALLATION



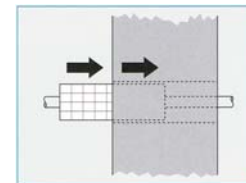
cut sleeve to required length



if necessary make slit along length to allow fitting around installed pipe



fit sleeve around pipe and re-seal the cut with repair tape supplied



slide sleeve along pipe and into cavity. Tape sleeve to existing insulation if required

NB. For irregular holes or gaps of greater than 15mm around the pipe sleeve, fill with mortar, intumescent mastic or similar

Other products in the Fireus Products range:

FIRE BARRIERS: Total Comfort Rock Fibre Fire Blanket

FIRE STOPPING: Compound
Fire Collars
Barriers (Batts)
Sealants
Fire Pillows
Expansion Joints
Flamestop60
Flamestop FSI

THERMAL: Industrial thermal and acoustic insulation

For information on any of the above, or the name of your nearest distributor, please contact our sales department on tel. 01524 388898.

Alternatively, product information is available from our web site at www.fireus.co.uk

Your distributor:



Fireus Ltd.

Unit 6 Thetis Road, Lune Industrial Estate, Lancaster, LA1 5QP

Tel. 01524 388898 | Fax. 01524 383724 | Email. info@fireus.co.uk | Web. www.fireus.co.uk